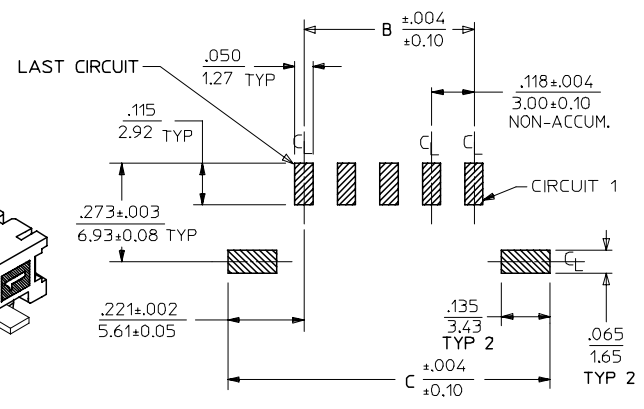
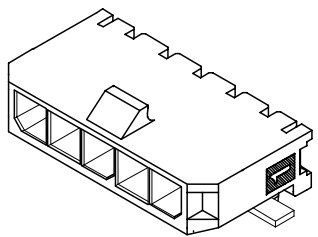
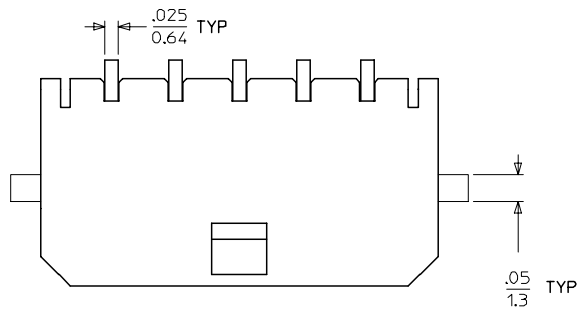
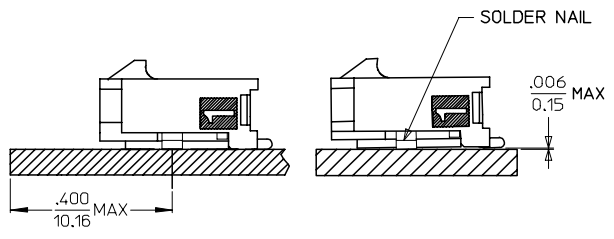
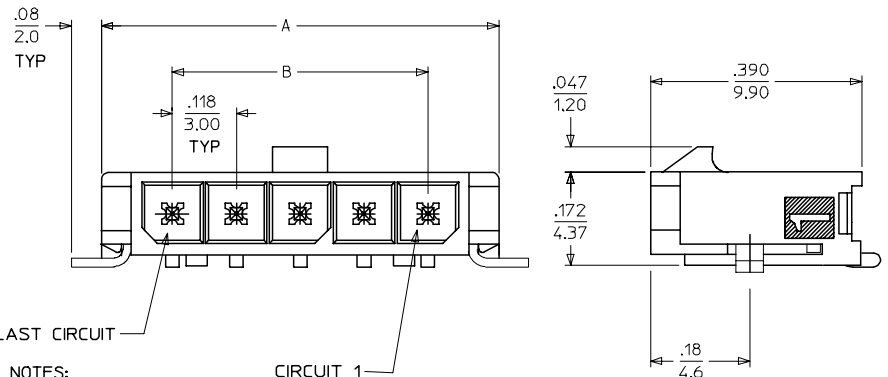


13 12 11 10 9 8 7 6 5 4 3 2 1



CKTS	A	B	C
2	.380 9.65	.118 3.00	.559 14.20
3	.498 12.65	.236 6.00	.677 17.20
4	.616 15.65	.354 9.00	.795 20.20
5	.734 18.64	.472 12.00	.913 23.20
6	.852 21.64	.591 15.00	1.031 26.20
7	.970 24.64	.709 18.00	1.150 29.20
8	1.088 27.64	.827 21.00	1.268 32.20
9	1.206 30.63	.945 24.00	1.386 35.20
10	1.325 33.66	1.063 27.00	1.504 38.20
11	1.443 36.65	1.181 30.00	1.622 41.20
12	1.561 39.65	1.299 33.00	1.740 44.20

PCB LAYOUT: COMPONENT SIDE



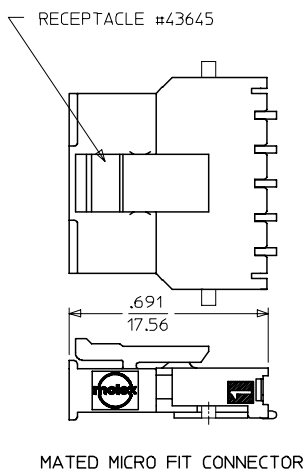
LOCATION DETAIL SEE NOTE #7  
COPLANARITY DETAIL SEE NOTE #6

- NOTES:**
- HOUSING MATERIAL: LIQUID CRYSTAL POLYMER, GLASS FILLED, UL94V-0, COLOR: BLACK  
TERMINAL MATERIAL: BRASS ALLOY
  - FINISH: A = .000100/(0.00254) MIN. BRIGHT TIN OVER .000050/(0.00127) MIN. NICKEL  
B = .000015/(0.00038) MIN. SELECT GOLD IN CONTACT AREA .000100/(0.00254) MIN. SELECT MATTE TIN ON SOLDER TAILS BOTH OVER .000050/(0.00127) NICKEL OVERALL  
C = .000030/(0.00076) MIN. SELECT GOLD IN CONTACT AREA .000100/(0.00254) MIN. SELECT MATTE TIN ON SOLDER TAILS BOTH OVER .000050/(0.00127) NICKEL OVERALL

\* THE PRIMARY SHIPPING CARTON WILL BE LABELED "COMPLIANT TO RoHS DIRECTIVE 2002/95/EC AND ELV ANNEX II OF DIRECTIVE 2000/53/EC." CARTONS WITHOUT THIS LABEL MAY CONTAIN PRODUCT WITH TIN/LEAD IN THE PC TAIL AREA.

- PRODUCT SPECIFICATION: PS-43650
- TAPE AND REEL PACKAGED : SEE MOLEX DRAWING PK-70873-07\*\*
- MATES WITH MICRO FIT (3.0) RECEPTACLE SERIES 43645
- THE COPLANARITY DIMENSION IS ESTABLISHED BY PLACING THE ASSEMBLY ON A FLAT SURFACE. THE DISTANCE FROM THAT SURFACE TO THE BOTTOM OF ANY TERMINAL OR NAIL MUST NOT EXCEED .006/0.15
- TO AVOID INTERFERENCE BETWEEN RECEPTACLE AND PCB, HEADER MUST BE PLACED WITHIN .400/(10.16) MAX. FROM EDGE OF PCB, AS SHOWN IN LOCATION DETAIL.
- A HIGHER TEMPERATURE GRADE MATERIAL (260C MAX. REFLOW TEMPERATURE) IS BEING PHASED-IN BEGINNING AUGUST 2007. PARTS WILL BE TEMPORARILY IDENTIFIED WITH A BLUE DOT ON THE PRIMARY SHIPPING CARTON LABEL UNTIL ALL CIRCUIT SIZES ARE CONVERTED. AT WHICH TIME A FULL-CONVERSION DATE WILL BE IDENTIFIED IN PS-43650.

	FINISH A	FINISH B	FINISH C
CKTS	MATERIAL NO:	MATERIAL NO:	MATERIAL NO:
02	43650-0212	43650-0213	43650-0214
03	43650-0312	43650-0313	43650-0314
04	43650-0412	43650-0413	43650-0414
05	43650-0512	43650-0513	43650-0514
06	43650-0612	43650-0613	43650-0614
07	43650-0712	43650-0713	43650-0714
08	43650-0812	43650-0813	43650-0814
09	43650-0912	43650-0913	43650-0914
10	43650-1012	43650-1013	43650-1014
11	43650-1112	43650-1113	43650-1114
12	43650-1212	43650-1213	43650-1214



MATED MICRO FIT CONNECTOR

<b>ADD NOTES 7 AND 8</b> EC NO: UCP2008-0037 DRAWN: HK/PPER 2007/09/06 CHKD: SS/USEK 2007/09/11 APPR: FSM/TH 2007/09/12	QUALITY SYMBOLS ▽=0 ▽=0	GENERAL TOLERANCES (UNLESS SPECIFIED) mm INCH		DIMENSION STYLE IN/MM		SCALE	DESIGN UNITS	THIRD ANGLE PROJECTION	
		4 PLACES ± --- ± ---	3 PLACES ± --- ± .010	DRAWN BY	DATE	TITLE	MICRO FIT (3.0) SINGLE ROW / RIGHT ANGLE SMT / NAILS / REELS MOLEX INCORPORATED SD-43650-005	METRIC	SHEET NO. 1 OF 1
		2 PLACES ± 0.25 ± .014	1 PLACE ± 0.36 ± ---	CHECKED BY	DATE				
		ANGULAR ±1/2°		APPROVED BY	DATE				
DRAFT WHERE APPLICABLE MUST REMAIN WITHIN DIMENSIONS		MATERIAL NO.	DATE						
SEE CHART THIS DRAWING CONTAINS INFORMATION THAT IS PROPRIETARY TO MOLEX INCORPORATED AND SHOULD NOT BE USED WITHOUT WRITTEN PERMISSION		DOCUMENT NO. SD-43650-005							

12 11 10 9 8 7 6 5 4 3 2 1